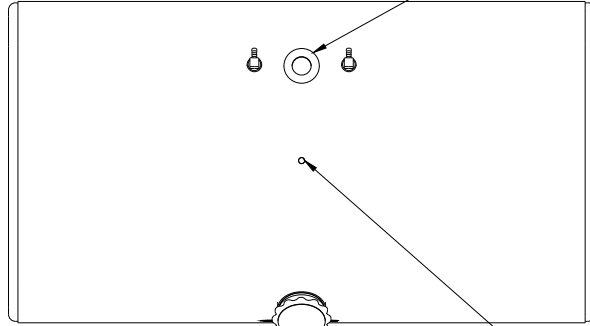


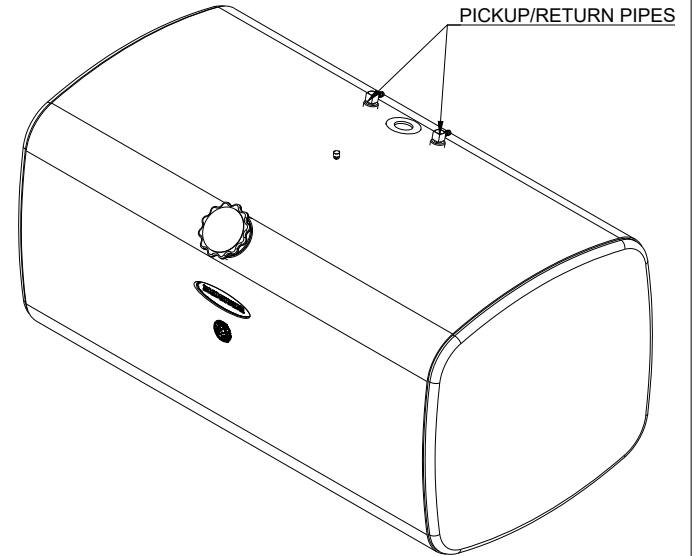
ISSUE	DETAILS	DATE
A	TO BE APPROVED FOR MANUFACTURE	

FITTING POSITIONS SHOWN ARE STANDARD. PLEASE INDICATE WITH DIMENSIONS IF REQUIRED IN A DIFFERENT LOCATION.  
TANK SHOWN IS SUITABLE FOR SCREW TYPE SENDER (WITH PICKUP / RETURN PIPES SEPARATE FROM THE SENDER UNIT).

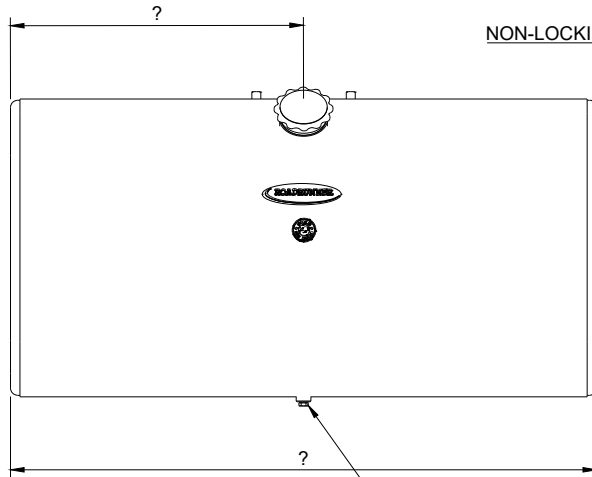
SENDER UNIT MOUNTING PLATE.  
Plate is supplied blank and will need to be drilled and tapped by customer unless sender is supplied for fitment



BRASS FUEL TANK BREATHER

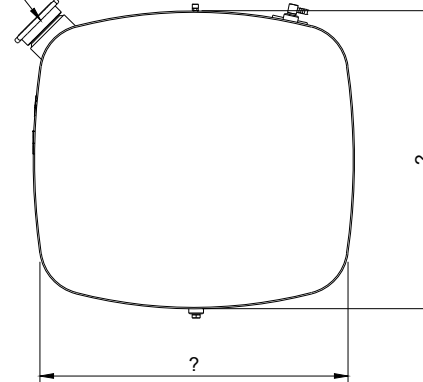


PICKUP/RETURN PIPES



NON-LOCKING ROADRUNNER FUEL CAP

3/8\"/>



TANK ORIENTATION	
630H x 680D	
680H x 630D	
650H x 700D	
700H x 650D	

THIS DRAWING AND/OR ELECTRONIC MEDIA CONTAINING THIS DRAWING REMAIN THE PROPERTY OF ROADRUNNER MANUFACTURING LTD. IT MAY NOT BE COPIED OR USED IN ANY UNORTHERISED MANNER

**ROADRUNNER**  
ROADRUNNER MANUFACTURING (NZ) LIMITED



CLIENT:

TITLE: **Oval Sq Fuel Tank - Screw Type Sender**

DATE:

SCALE:  
1:16

DRAWN BY:  
Steve Tunncliffe

PRODUCT CODE:

JOB NUMBER

SHEET:

1/1

ISSUE: